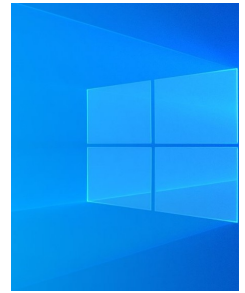


Introduction to Windows 10

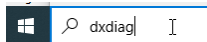
1. **Windows 10** was introduced by Microsoft in July 2015, free to users of Windows 7 or Windows 8 or 8.1.




Information can be found at

<https://www.microsoft.com/en-gb/windows/features>

and see below.

2. **Windows 10** is now only officially available to purchase. Check whether your PC is suitable for the upgrade. You can find the requirements at <https://www.microsoft.com/en-gb/windows/windows-10-specifications#primaryR2> and you can check your PC's spec by typing dxdiag into the search box  and then left-clicking on the Run command dxdiag.



A window will appear with the system information.

It may be that obtaining a new computer with **Windows 10** already installed is the best option.

3. More information on how to buy is on <https://www.microsoft.com/en-gb/windows/get-windows-10>

4. **Windows 10** is a service and so is updated regularly. This means you get incremental updates that speed up the integration of new features rather than a big update every few years.

Windows 10 is also optimised to be used on Desktop PCs, Laptops or Tablets and even Phones.

PTO

Security features, including firewall and other internet protections, to help safeguard against viruses, malware and ransomware are included.

5. Upgrade from a previous version of Windows

5.1 The upgrade is designed to be easy and compatible with the hardware and software you already use, with your documents and files preserved. But see above for possible restrictions.

If you are upgrading from Windows 7 or Windows 8 you may still be able to do this for free by using the Windows 7 or Windows 8 product key so have it ready.

5.2 You are advised to do a complete **backup** of your current files and settings before installing **Windows 10** just in case something goes wrong.

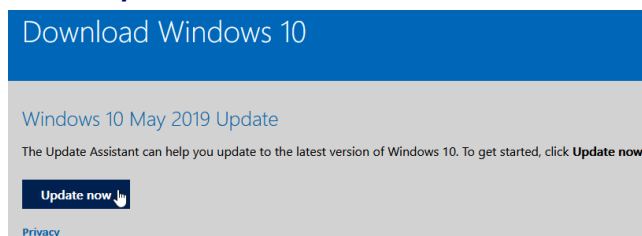
5.3 Programs (now called Apps, short for Applications), files and settings will migrate as part of the upgrade. If some Apps or settings are lost, you will have to try installing or resetting them. This may involve downloading a later version of an App which is compatible with **Windows 10**.


5.4 It's not expected that there will be any issues for most users. But you may have to check individual Apps and hardware to check they work with **Windows 10**.

An **Update Assistant** may still be available at

<https://www.microsoft.com/en-us/software-download/windows10> which

allows downloading of an App which will check for you.



5.5 Some Apps, e.g. AVG,  AVG 2015 may ask you to check for issues with **Windows 10** and prompt you to download the latest version if necessary.

6. Versions

The upgrades above will only provide the equivalent in **Windows 10**, e.g. if you have Windows 7 Professional you will get Windows 10 Pro. There are other equivalents for other versions.

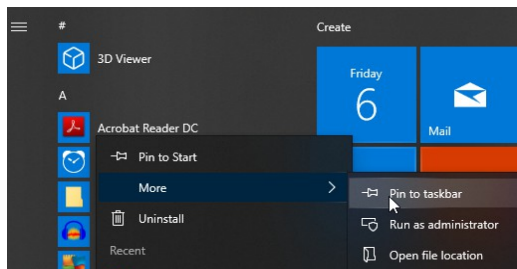
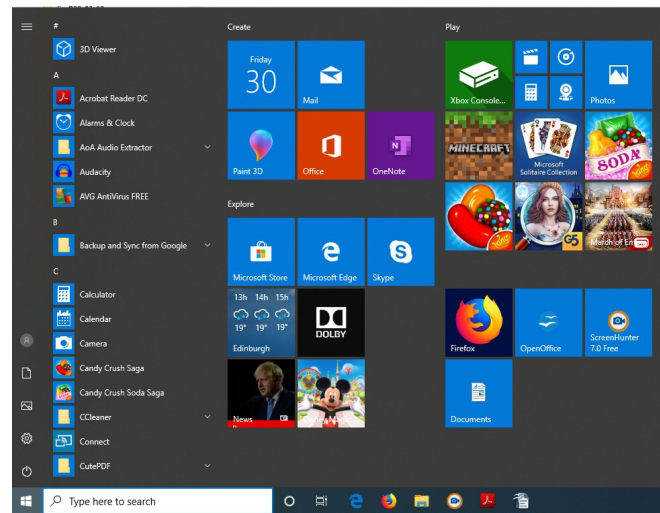
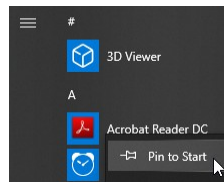
PTO

7. Features

We will now consider some of the features of **Windows 10**.


7.1 Start menu is back in an expanded form, with Apps (Programs) in a vertical alphabetical list.

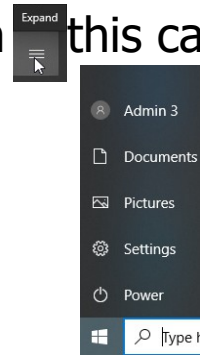
These can be pinned to the Start or the Taskbar by right-clicking on them and selecting the appropriate response.



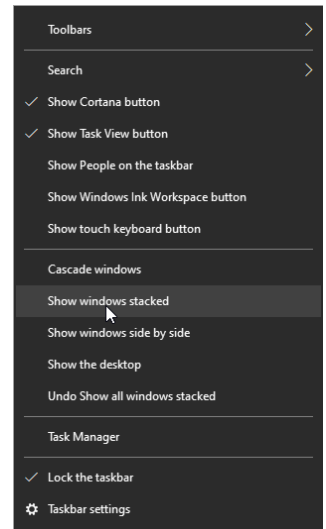
Your favourites will appear as tiles (on the right) and if brought over from your previous versions of Windows will be ready and waiting for you. It will look something like the above.

Apps such as Mail, Calendar and Photos are included as standard.

7.2 Down the left hand side is a selection of Actions. By left-clicking on the menu button  this can be expanded to show what they are.



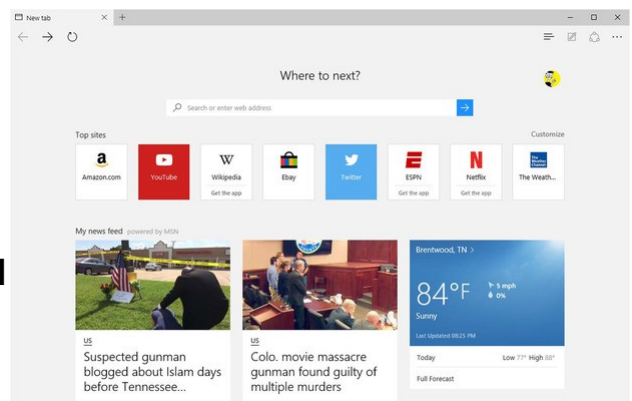
7.3 You can easily rearrange Apps e.g. stack them and see all open tasks in a single view. Right-click on the Taskbar and left-click on "Show Windows stacked".



7.4 **Windows 10** comes with an all-new Internet/web browser, Microsoft Edge.

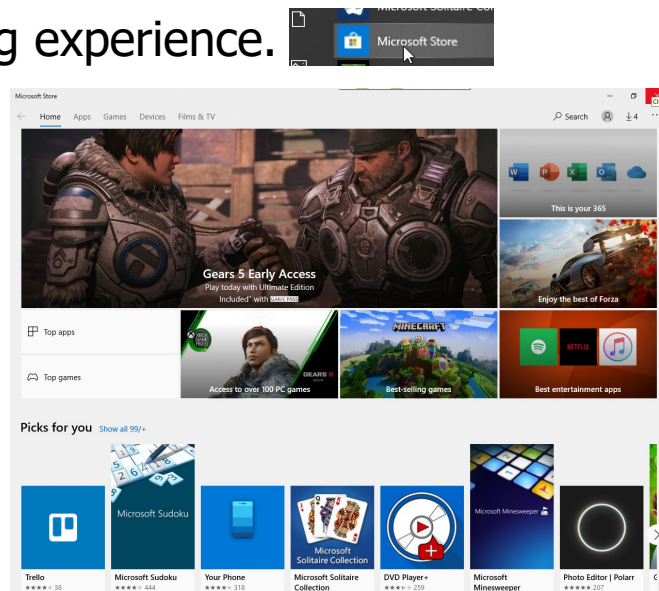


However this doesn't stop you still using your favourite browser if you wish. Just download it as normal.

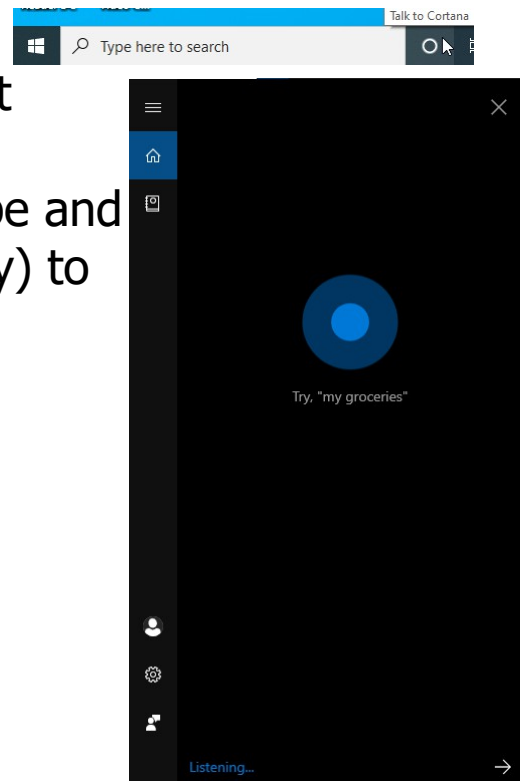


PTO

7.5 **Windows 10** introduces the new Microsoft Store one-stop shop, a unified shopping experience.



7.6 **Windows 10** also introduces Cortana, a personal digital assistant which allows you to talk, touch (dependent on your hardware), type and write (with the help of an accessory) to find answers to your questions.



7.7 **Windows 10** enables your Apps to look and work well in all modes, on all devices. On 2-in-1 devices (those that can operate via keyboard or touch screen e.g. laptop or tablet) your screen can be optimized to work with touch or keyboard and mouse.