

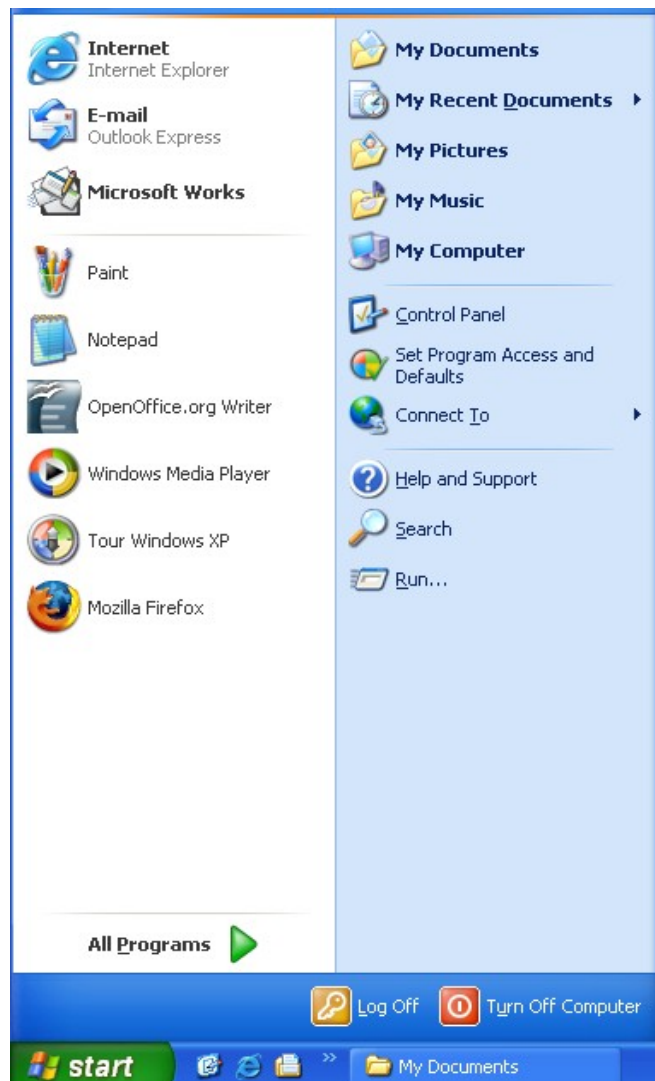
# Starting Programs using the Keyboard (Windows XP)

1. Press the **Windows key**.

“Press” means for an instant.



This will bring up the **Start Bar**



2. If the Program appears on the **Start Bar** Press its initial letter **key** enough times until the correct Program is highlighted.

**PTO**

**Alternatively** Press the **P key** enough times until "**All Programs**" is highlighted and then Press the **Enter key**

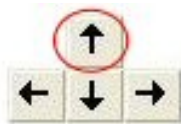


This will bring up the **Program bar**

3. Press the Program's initial letter **key** enough times until the correct Program is highlighted. It may select the Program immediately or if not Press the **Enter key**. If there is an arrow pointing right at the highlighted Program then continue the process of Pressing the initial letter **key** required and then Press the **Enter key**.



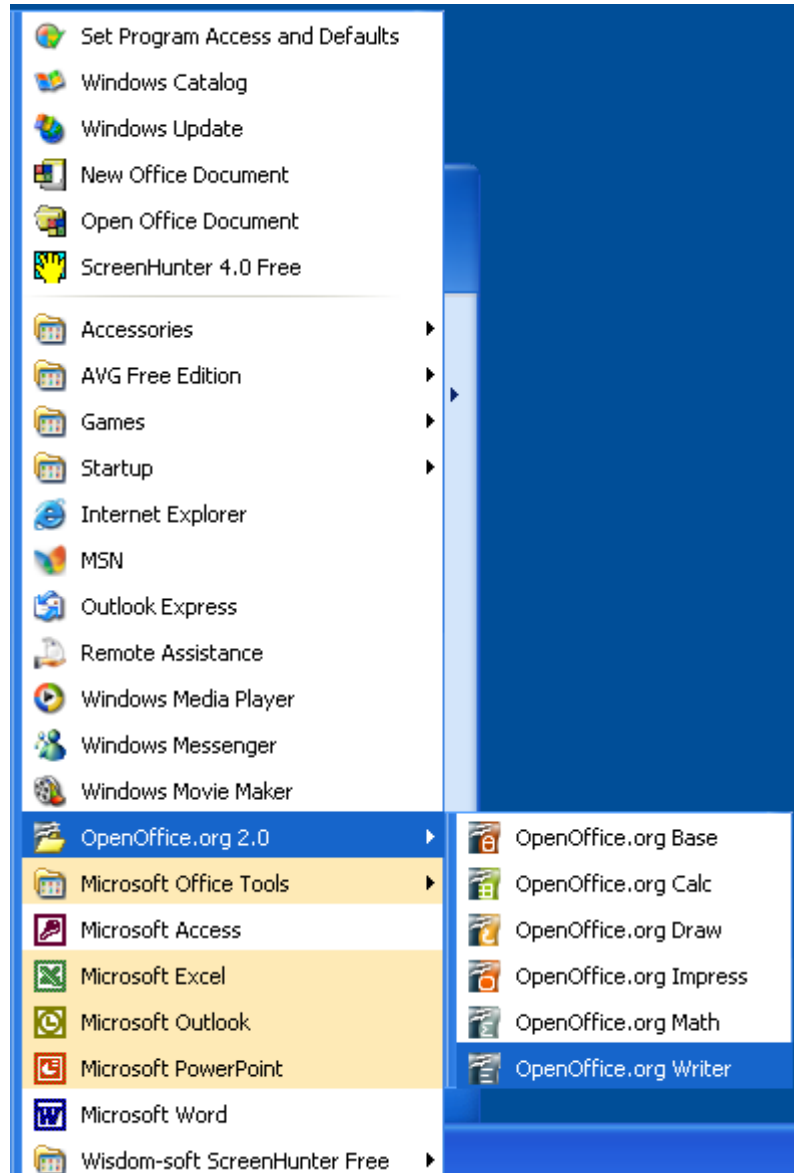
**Alternatively** Using the **Arrow keys**



move up or down the list of Programs until the correct one is highlighted.

If there is an arrow pointing right at the highlighted Program then use the right arrow and continue the process until the correct program is highlighted.

Press the **Enter key**



This will **Select** the Program which will now open