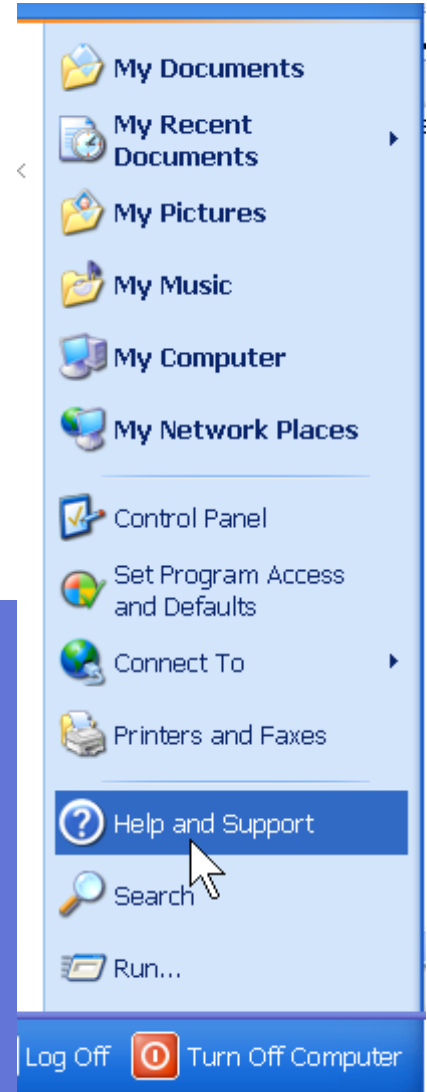


Accessibility Options – Aural (Windows XP)

1. There are a number of Accessibility Options available within Windows XP to help the deaf or hard of hearing. These are to be found in 2 ways.

2. **Either**

left-click **Help and Support** on the **Start Bar**



and then left-click **Accessibility**

PTO

and then left-click **Features for people who are deaf or hard of hearing** (when it is underlined)



This shows, to the right, a selection of Tasks such as turning on **ShowSounds**, turning on **SoundSentry**, and creating a **sound scheme**.



ShowSounds instructs programs to provide visual cues, such as informative icons or text, for events that are normally only indicated by a sound.

SoundSentry displays a visual warning, such as a blinking program window, when your computer's built-in speaker makes a sound. There are options to choose by left-clicking on a drop-down menu.

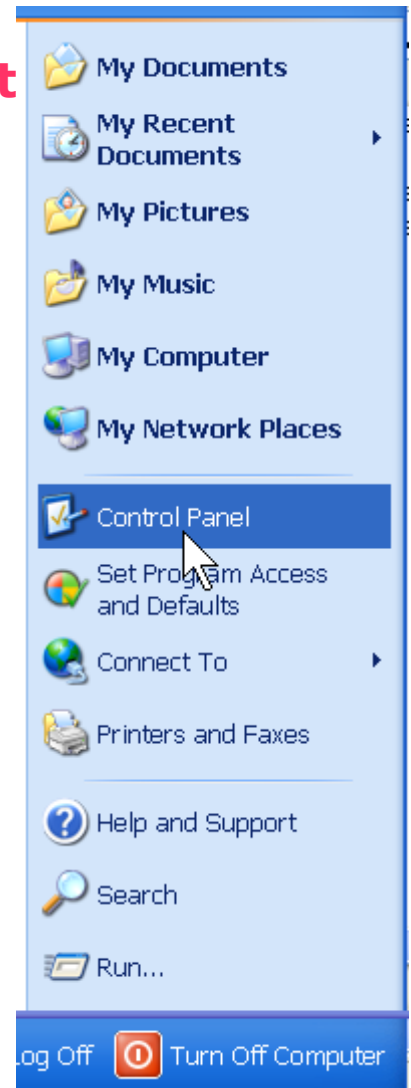
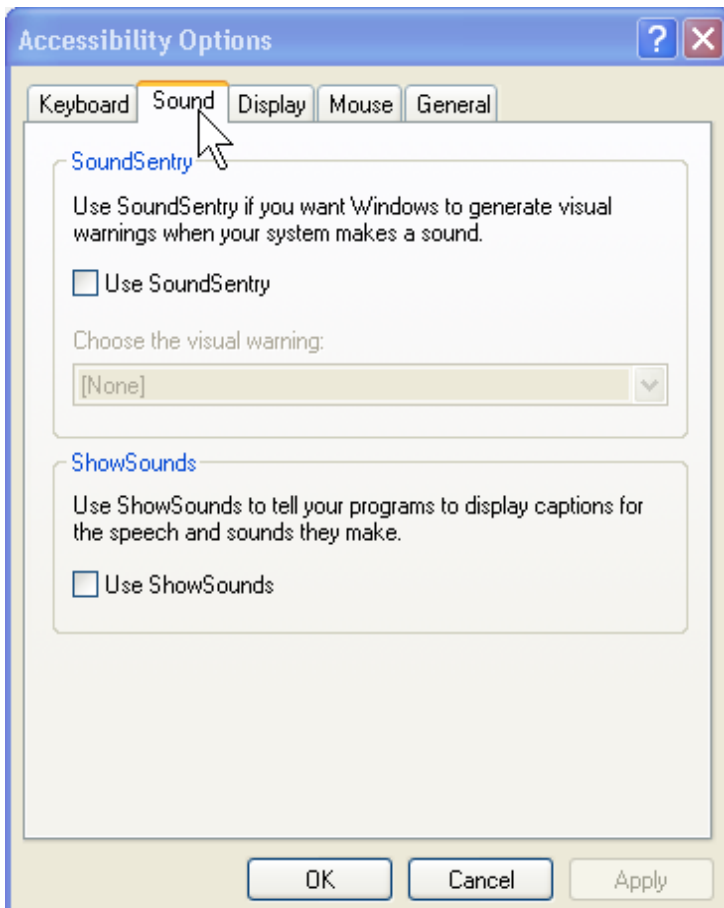
A **sound scheme** allows you to assign custom sounds to events. People who have difficulty hearing sounds within a certain frequency range can use Sound Schemes to adjust system and program sounds to make them more audible.

Or

left-click on **Control Panel** on the **Start Bar**, double click on **Accessibility Options**



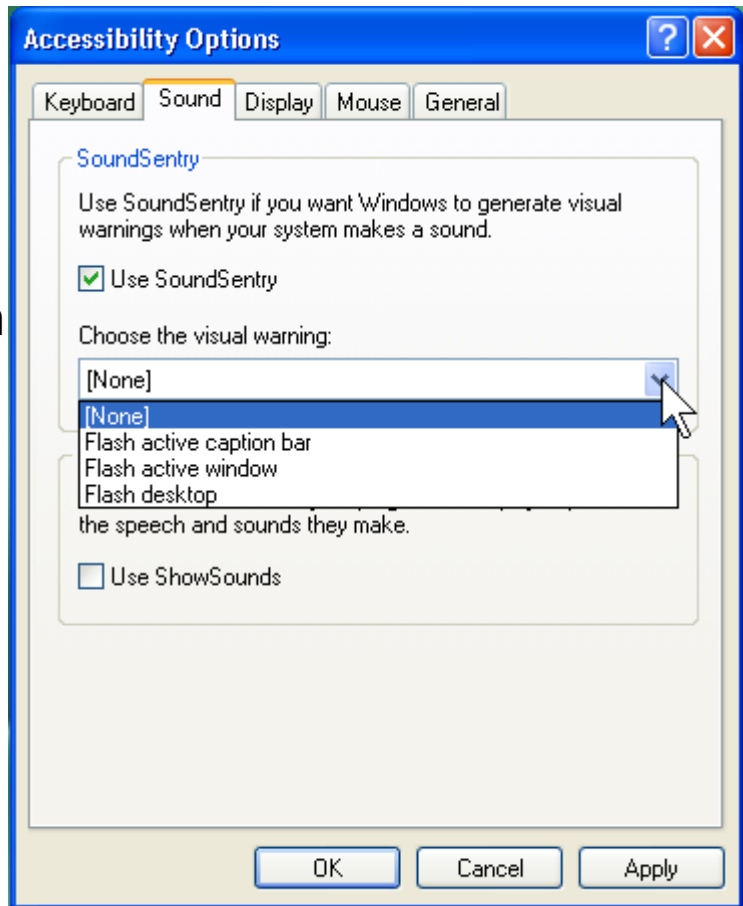
and left-click the **Sound** tab.



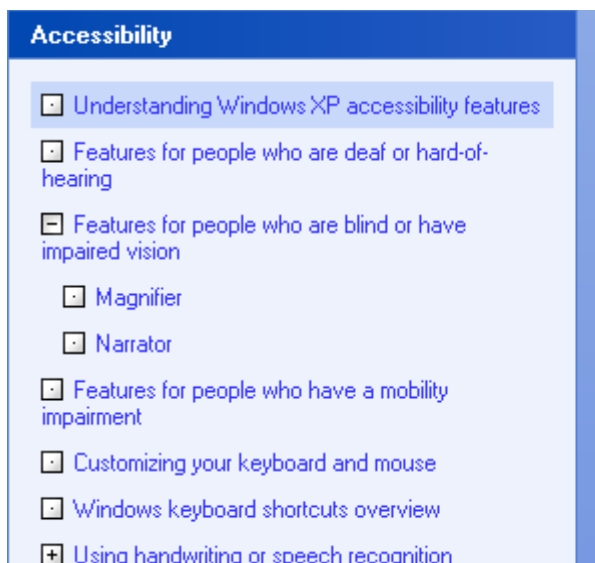
This allows you to choose to use **SoundSentry** and **ShowSounds** by left-clicking the check boxes and left-clicking on OK.

PTO

3. With the **SoundSentry** checkbox ticked, by left-clicking on the drop-down menu, three options are shown which can be selected by left-clicking on one and then left-clicking on OK.



4. Choose from the above to meet your particular needs or try the Accessibility Wizard by left-clicking on "Understanding Windows XP accessibility features" and then on "Accessibility Wizard" as shown.



Understanding Windows >

Fix a problem:

[Narrator could not open](#)

Pick a task:

[Common tasks: Accessibility options](#)

[Turn off accessibility features after a specified time](#)

Overviews, Articles, and Tutorials:

[Accessibility Wizard](#)

[Accessibility options overview](#)

[Control Panel accessibility options](#)

5. There are other forms of Features for people who are deaf or hard of hearing available which may be of more use and provide more advanced functionality for daily use. Search the web (eg www.abilitynet.org.uk/myway/) or seek advice from your usual source of help with these and with other Accessibility options to help with aural impairment.